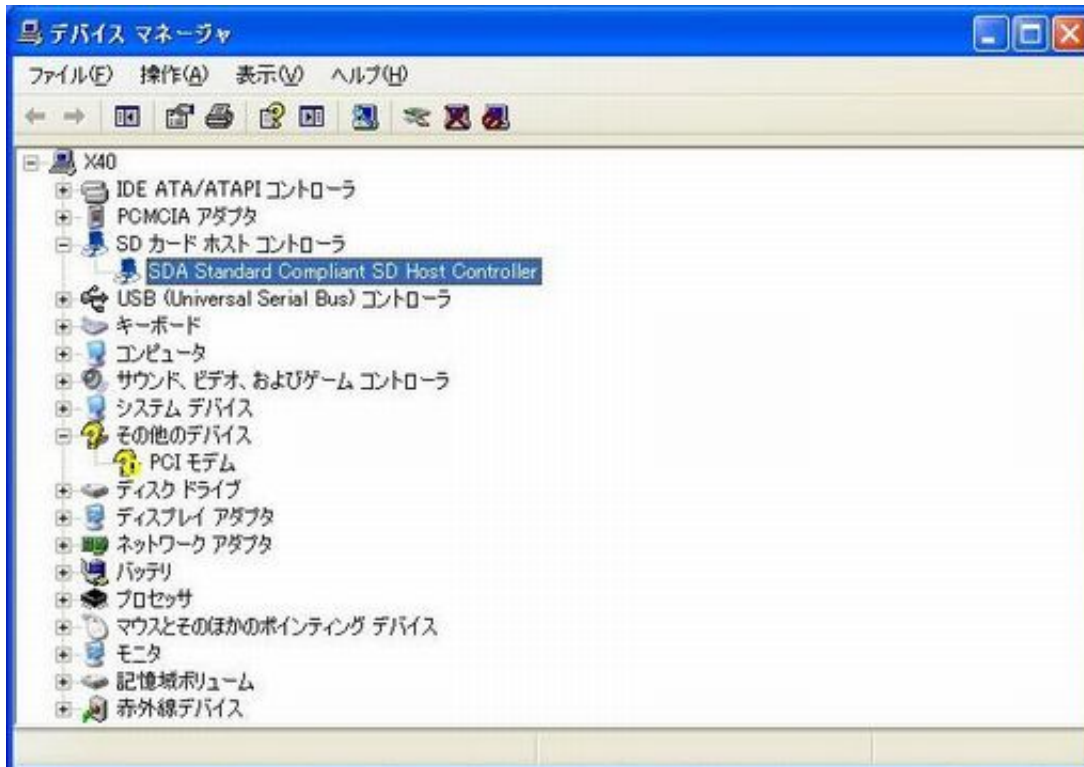





0-WEB.ru

[Acpi Ipi0001 Driver For Mac](#)



[Acpi Ipi0001 Driver For Mac](#)



0-WEB.ru

2) Chose re-install mac osx 3) Enter appleID credentials 4) After the re-install is definitely complete (may get a even though depending on your internet link etc) all your data files, preferences, and software will end up being there, you shouldn't eliminate anything.

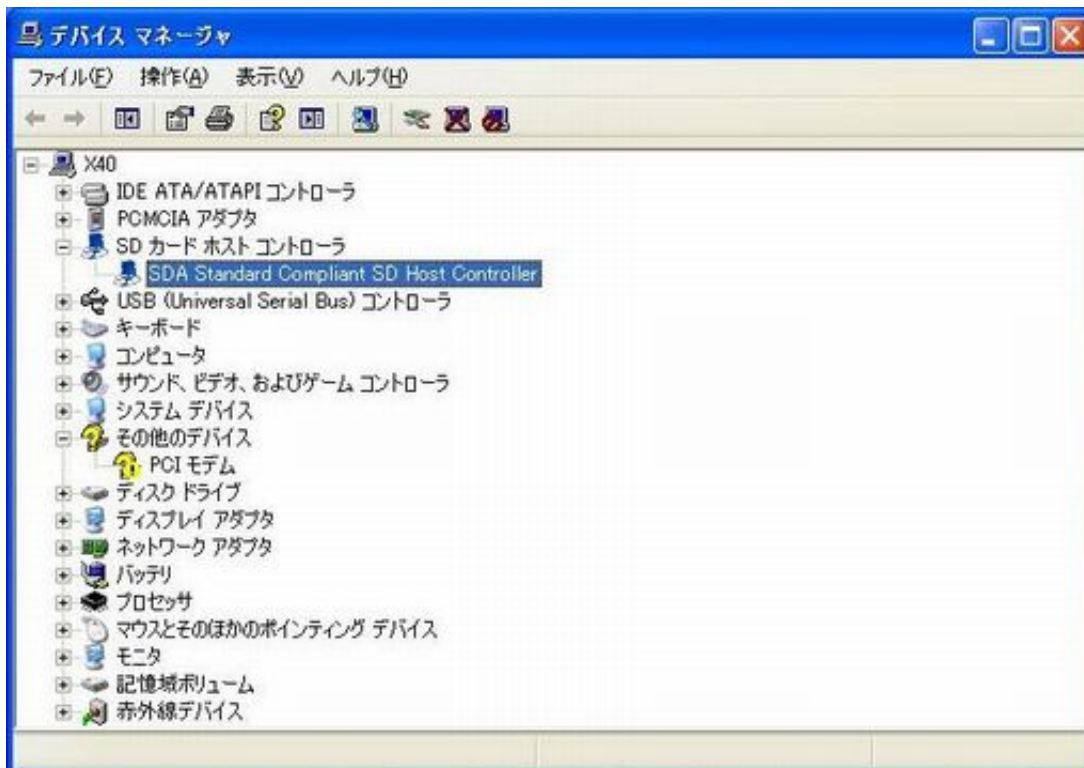
1. [acpi driver](#)
2. [acpi driver windows 10 download](#)
3. [acpi driver windows 10 hp](#)

1) Keep in command-r while rebooting (or from chilly start) to shoe to the recovery partition.. just DO NOT verify the Thunderbolt one or you will be at phase one again For more information proceed right here.. I discovered the option, thanks a lot to (study following trim and paste) I'michael happy it worked out.. I'll place the measures below once again for others who sign up for this discussion past due and to explain as I has been typing on a mobile phone last night while my MBP had been re-installing.

acpi driver

acpi driver, acpi driver for nt, acpi driver update, acpi driver installer, acpi driver for nt latency, acpi driver windows 10 download, acpi driver linux, acpi driver internal, acpi driver windows xp, acpi driver windows 10 asus [Austro Daimler Bike Serial Numbers](#)

5) Perform NOT reattempt the Thunderbolt update You can revise the iPhoto and various other improvements that Software program Update finds. [Best Drawing Screens For A Mac](#)



[Download Free Solitaire](#)

[Card Games For Mac](#)

acpi driver windows 10 download

[Xcode For Mac 10.12 6 Free Download](#)
[Download Microsoft Outlook 2016 For Mac](#)

acpi driver windows 10 hp

[Efectos Virtual Dj 8 Mac](#)

e828bfe731 [Muat Turun Al Quran For Pc Windows 8 Digital Download Android](#)

e828bfe731

[retas pro hd cracker](#)